

Student Name: .....

Date: .....

Unit 01	Health and Safety for Motor Vehicle Studies	Level:	ONE	<b>Sheringham High School Motors</b>
		Credit Value:	4	
		Unit Code:	H/501/7005	

**Task: Identify Workshop Equipment No 1.1** **Assessment Criteria 5.2**

**Learner Instructions**

1. Draw plan of the workshop in the space below
2. On the plan identify the following
  - Entrance and Exits
  - Emergency
  - Vehicle lifts
  - Positions and types of Fire Extinguishers
  - Washing facilities

Large empty rectangular box for drawing the workshop plan and identifying equipment.

**Student Name:** .....

**Date:** .....

<b>Assessor Checklist</b>	<b>Achieved Y/N</b>
Plan is accurate	
All items included	

**Assessor Declaration**

In signing this sheet the assessor and learner confirm that all the operation in this task were Carried out by the named learner observed safe working practices at all times.

Assessor Signature..... Date.....

Learner Signature..... Date.....



**Student Name:** .....

**Date:** .....

<b>Assessor Checklist</b>	<b>Achieved Y/N</b>
Procedure is accurate	
All items included	

**Assessor Declaration**

In signing this sheet the assessor and learner confirm that all the operation in this task were Carried out by the named learner observed safe working practices at all times.

Assessor Signature..... Date.....

Learner Signature..... Date.....

Student Name: .....





Date: .....

Unit 01	Health and Safety for Motor Vehicle Studies	Level:	ONE	<b>Sheringham High School Motors</b>
		Credit Value:	4	
		Unit Code:	L/501/7005	

**Task: Identify Fire Extinguishers No 1.3      Assessment Criteria 5.2**

**Learner Instructions**  
 In Task: 1.1 you identified the positions of the fire extinguishers in your workshop, but all extinguishers are not the same and are made for different types of fire.

- Investigate the fire extinguishers in your workshop and complete the diagram below by indicating the type of extinguisher suitable for each type of fire.
- The first one has been completed to help you.

TYPE OF FIRE				
	Water	Foam	Powder	CO2
Type A Paper, Wood, Textile & Fabric	X			
Type B Flammable Liquids				
Type C Flammable Gases				
Type E Electrical Equipment				

Assessor Checklist	Achieved Y/N
Correct Extinguishers identified	
All items included	

**Student Name:** .....

**Date:** .....

**Assessor Declaration**

In signing this sheet the assessor and learner confirm that all the operation in this task were Carried out by the named learner observed safe working practices at all times.

Assessor Signature..... Date.....

Learner Signature..... Date.....

Student Name: .....

Date: .....

Unit 01	Health and Safety for Motor Vehicle Studies	Level:	ONE	<b>Sheringham High School Motors</b>
		Credit Value:	4	
		Unit Code:	H/501/7005	

<b>Task: Principles of fire prevention No 1.4</b>	<b>Assessment Criteria 5.1</b>
---	--------------------------------

<p><b>Learner Instructions</b></p> <p>The best way of dealing with a fire in the workshop is to prevent it occurring in the first place. In your workshop there will be many steps taken to help reduce the risk of fires.</p> <ul style="list-style-type: none"><li>• By looking around the workshop list FIVE steps that have been taken to reduce the risk of fire.</li></ul> <p>1. _____</p> <p>2. _____</p> <p>3. _____</p> <p>4. _____</p> <p>5. _____</p>
--

<b>Assessor Checklist</b>	<b>Achieved Y/N</b>
5 items identified	

<p><b>Assessor Declaration</b></p> <p>In signing this sheet the assessor and learner confirm that all the operation in this task were Carried out by the named learner observed safe working practices at all times.</p> <p>Assessor Signature..... Date.....</p> <p>Learner Signature..... Date.....</p>
---

Student Name: .....

Date: .....

Unit 01	Health and Safety for Motor Vehicle Studies	Level:	ONE	<b>Sheringham High School Motors</b>
		Credit Value:	4	
		Unit Code:	H/501/7005	

**Task: substances hazardous to Health No 1.5      Assessment Criteria 3.1 & 3.2**

**Learner Instructions**

The Control of Substances Hazardous to Health (COSHH) Regulations identifies chemicals that may be hazardous to health. Many of these substances are used regularly in Motor Vehicle workshops and it is important that we know the risks involved. The chemicals may also be a risk to the environment if not disposed of properly and so we must know the correct method of waste disposal.

- The table below identifies some hazardous substances that are commonly used in motor Vehicle repair.
- Complete the table by identifying the risk involved and where YOU put the waste in YOUR WORKSHOP

Substance	Risk	Where you put it in YOUR workshop
Petrol		
Antifreeze		
Used Engine Oil		
Oil and Fuel Filters		
Grease		
Brake Fluid		

Assessor Checklist	Achieved Y/N
Risk identified	
Correct Disposal	



**Student Name:** .....

**Date:** .....

**Assessor Declaration**

In signing this sheet the assessor and learner confirm that all the operation in this task were Carried out by the named learner observed safe working practices at all times.

Assessor Signature..... Date.....


Learner Signature..... Date.....

Student Name: .....

Date: .....

Unit 01	Health and Safety for Motor Vehicle Studies	Level:	ONE	<b>Sheringham High School Motors</b>
		Credit Value:	4	
		Unit Code:	H/501/7005	

1.1 Identify personal responsibilities and the responsibilities of others in the work environment.



Employers have legal responsibilities to ensure a safe and healthy workplace. As an employee you have rights and you have responsibilities for your own wellbeing and that of your colleagues.

Student Name: .....

Date: .....

Unit 01	Health and Safety for Motor Vehicle Studies	Level:	ONE	<b>Sheringham High School Motors</b>
		Credit Value:	4	
		Unit Code:	H/501/7005	






1.2 Identify and use correctly, equipment and procedures provided for health and safety in the workplace.

Equipment Type	Equipment Name	Procedures (when used)
 Hearing Protection		
 Head Protection		
 Eye Protection		
 Foot Protection		
 Hand Protection		

Student Name: .....

Date: .....

Unit 01	Health and Safety for Motor Vehicle Studies	Level:	ONE	<b>Sheringham High School Motors</b>
		Credit Value:	4	
		Unit Code:	H/501/7005	

Equipment Type	Equipment Name	Procedures (when used)
 <b>Body Protection</b>		
 <b>Respiratory Protection</b>		
 <b>Eye &amp; Head Protection</b>		
 <b>Ear Protection</b>		
 <b>Hand Protection</b>		

Student Name: .....

Date: .....

Unit 01	Health and Safety for Motor Vehicle Studies	Level:	ONE	<b>Sheringham High School Motors</b>
		Credit Value:	4	
		Unit Code:	H/501/7005	

The learner can: 2.1 Wear safety clothing and equipment as advised.

This is a photograph of me wearing my PPE.  
The type of PPE I wear in the workshop is

.....  
.....  
.....  
.....  
.....  
.....  
.....  
.....

Student Name: .....

Date: .....

Unit 01	Health and Safety for Motor Vehicle Studies	Level:	ONE	<b>Sheringham High School Motors</b>
		Credit Value:	4	
		Unit Code:	H/501/7005	

The learner can: 1.3 demonstrate good housekeeping routines in the working environment.

This is a photograph of me

.....  
.....  
.....  
.....  
.....  
.....  
.....  
.....

**Student Name:** .....

**Date:** .....

**Assessor Declaration**

In signing this sheet the assessor and learner confirm that all the operation in this task were Carried out by the named learner observed safe working practices at all times.

Assessor Signature..... Date.....

Learner Signature..... Date.....